



invest
IN
CANADA

YOUR CANADIAN ADVANTAGE

Vilnius
Chamber of
Commerce

SEPTEMBER 2025

Contents

Canada in the Baltics

Canada-Lithuania Commercial Relations

Comprehensive Economic and Trade Agreement (CETA)

Why Canada



Canada in the Baltics



Deep and strong bilateral relation with the Baltics


- ❑ Canada and the Baltics enjoy excellent bilateral relations, **founded on strong people-to-people ties; shared fundamental values, including support for democracy, human rights, and the rules-based international system;** and cooperation across various multilateral platforms.
- ❑ Canada was one of the first countries to recognize the **restoration of Latvia, Estonia and Lithuania independence, and one of the first countries to ratify their accession to the North Atlantic Treaty Organization (NATO) in 2004.**
- ❑ Since October 2024, Canada is leading the **NATO Multinational Brigade-Latvia**. In August 2025, the mandate of Canada in Latvia was **renewed until 2029.**




Canada in the Baltics



RIGA



TALLINN



VILNIUS

New Embassies, New Ambassadors

- Upgrade to an Embassy in Vilnius with a new Ambassador since July 2023
- Upgrade to an Embassy in Tallinn with a new Ambassador since September 2023

New dedicated Trade team

- New Regional Senior trade commissioner since October 2023, based in Riga, Latvia. First Canada-based diplomatic staff, accredited to all three countries dedicated to trade.
- Regional mandate: responsible for commercial bilateral relations with Lithuania, Latvia and Estonia.
- Supported by a dedicated local team in each of the three Baltic countries.

Our commercial priorities

We are part of an ecosystem of various actors with different mandates, but together we strive to cover the full spectrum of Canada-Baltics trade and investment.



Supporting Canadian companies seeking to export to the Baltics (including finding local partners and distributors)



Supporting Canadian companies seeking to invest in the Baltics



Supporting Baltic companies seeking to invest in Canada, & advising them on the Canadian market

Sectors of proactive focus for the Baltics

Energy transition & Energy security



Digital/ Innovation (AI, Cyber, Telecom)



Defence and Security



Academic Partnerships



Canada- Lithuania Commercial Relations

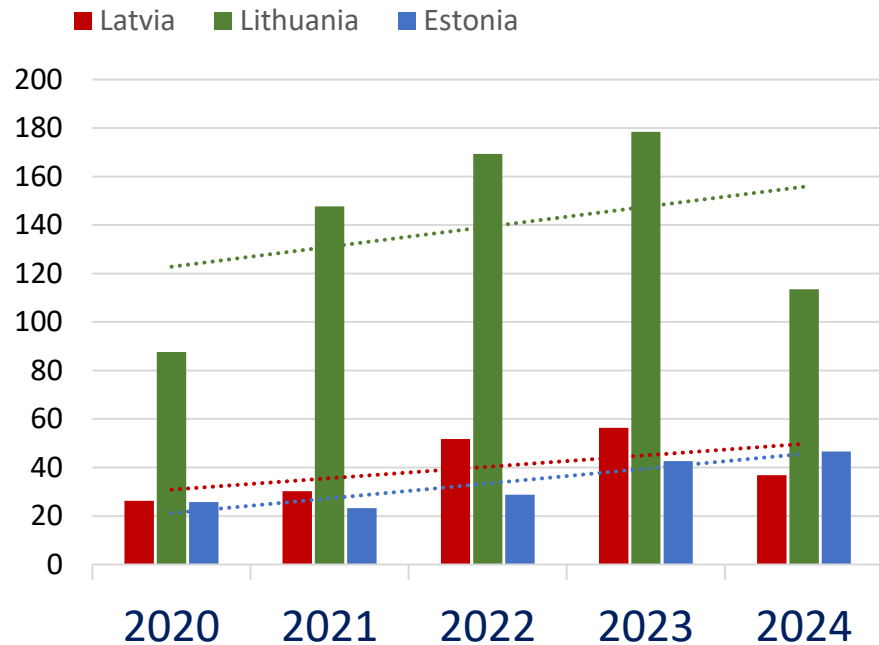


Merchandise trade between Canada and the Baltics


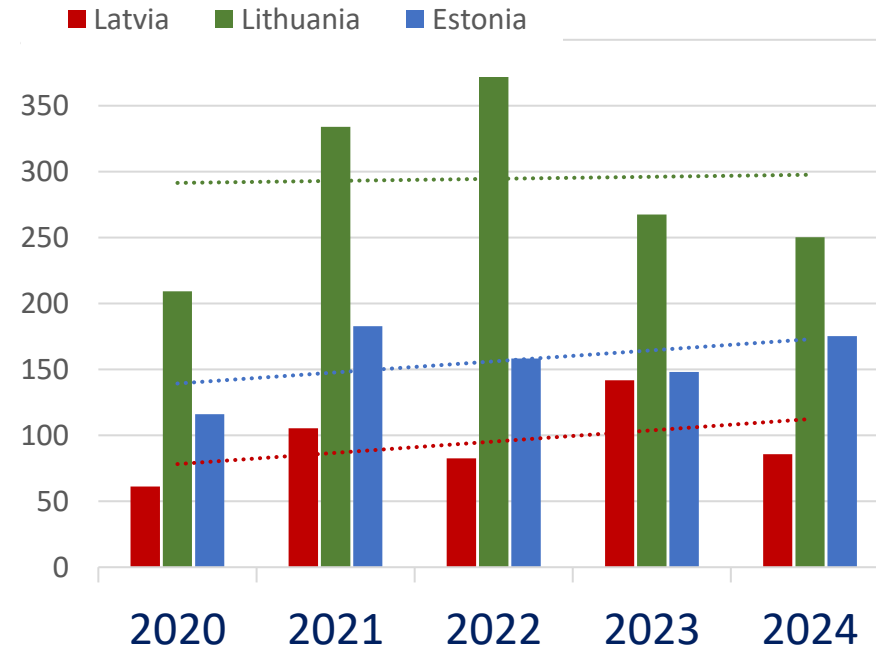
... without aircrafts and parts exports to Latvia



Canada's exports to the Baltics
(\$ CDN millions)



Baltics' exports to Canada
(\$ CDN millions)

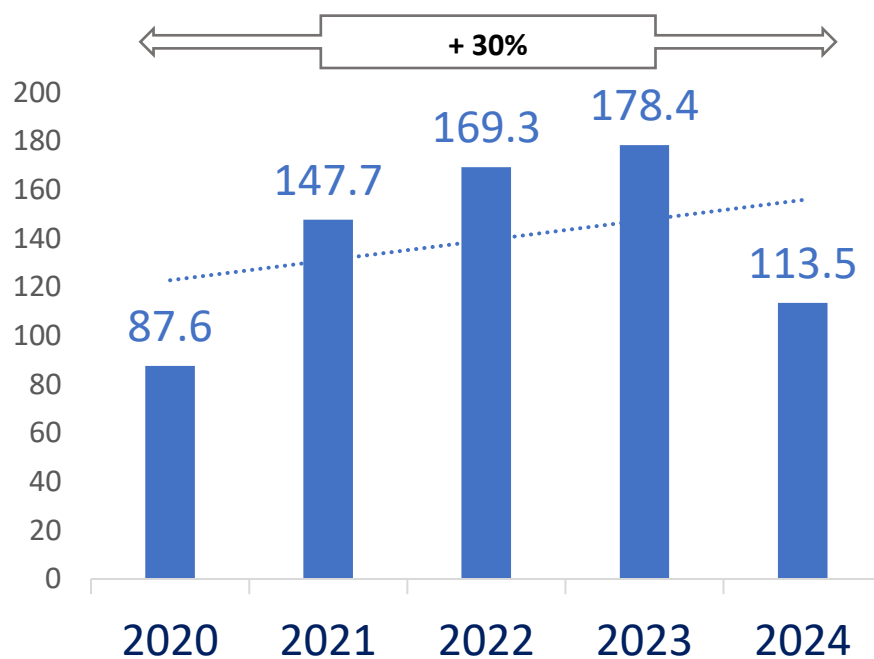


Data: Global Trade Atlas
Source: Statistics Canada

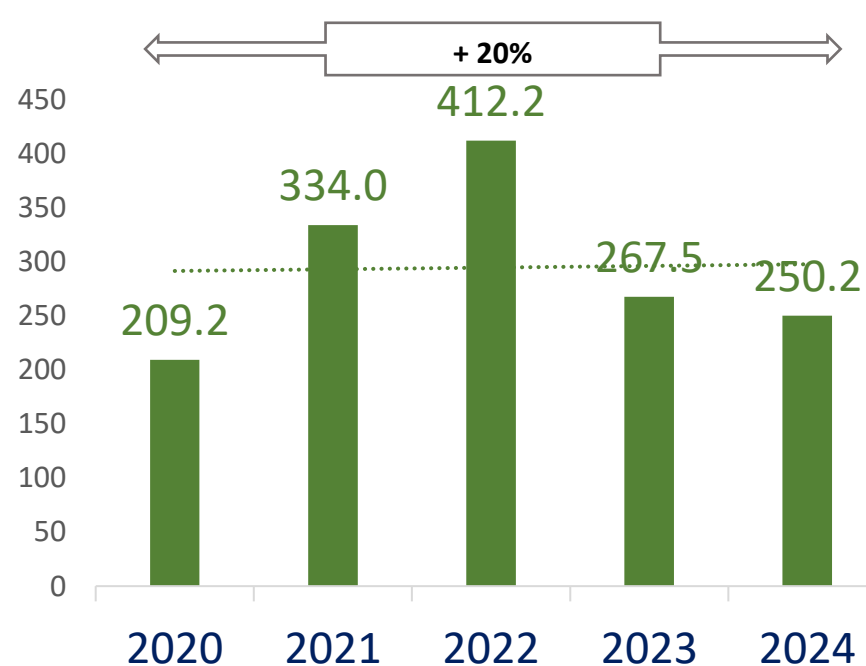
Merchandise trade between Canada and Lithuania



Canada's exports to Lithuania
(\$ CDN millions)



Lithuania's exports to Canada
(\$ CDN millions)



Data: Global Trade Atlas
Source: Statistics Canada

Most traded products in Lithuania in 2024

Lithuania's exports (Top 10: 56.8%)

- Wooden furniture (19.5%)
- Ammonium nitrate (9.3%)
- Atlantic salmon (7.6%)
- Machines for recep. and trans. of data (5.0%)
- Diagnostic or lab reagents (4.7%)
- Chocolate and cocoa preparations (3.5%)
- Instruments for optical radiations (2.1%)
- Urea (2.1%)
- Chain skid (1.9%)
- Lasers (1.1%)

Canada's exports (Top 10: 57.2%)

- Passenger cars (used) (22.0%)
- Passenger motor vehicles (17.3%)
- Food preparations (3.8%)
- Cold-water shrimps/prawns (2.6%)
- Cartridges (2.4%)
- Hake, frozen (2.3%)
- Animal feed preparations (2.0%)
- Terephthalic acid and its salts (1.9%)
- Parts of boring machinery (1.5%)
- Dog or cat food (1.4%)

Summary of bilateral trade between Canada and Lithuania

2024 (all values in \$ CND millions)	Lithuania
2024 Canada Export to...	113.5
2024 Canada Import from...	250.2
2024 Trade Balance	363.7
Y-o-Y % change (Export to...)	-36.4
Y-o-Y % change (Import from...)	-6.5
YTD % change (Export to...) - May	+22.1
YTD % change (Import from..) - May	+28.5
2020-2024 % change (Export to...)	+29.6
2020-2024 % change (Import from...)	+19.6
Trade balance ratio (Export/Import)	31.2%

Data: Global Trade Atlas
Source: Statistics Canada

Comprehensive Economic and Trade Agreement (CETA)



CETA: COMPREHENSIVE ECONOMIC AND TRADE AGREEMENT

What CETA covers

CETA covers virtually all sectors and aspects of Canada-EU trade in order to eliminate or reduce barriers:

Regulatory cooperation
and conformity
assessment

Rules of origin

Government procurement

Investment

Trade in goods

Customs and trade
facilitation

Trade in services and
labour mobility

Sustainable development,
labour and the
environment

How CETA helps businesses

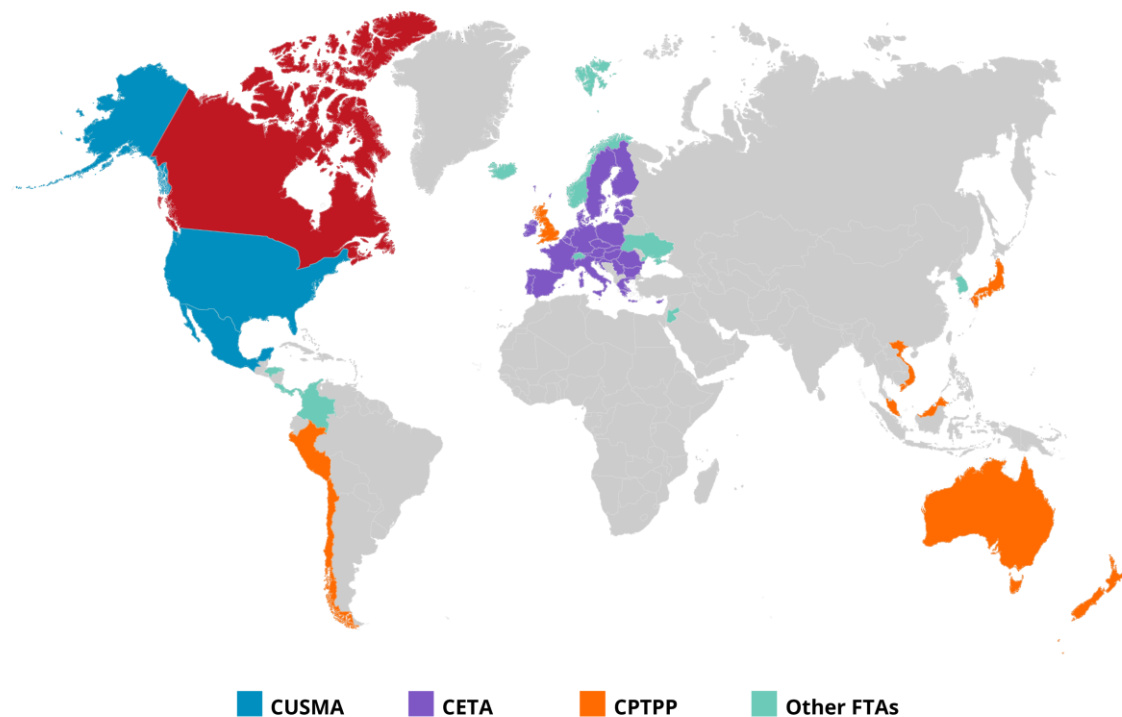
- **Competitiveness:** Gives Canadian businesses preferential access to the EU and vice-versa
- **Access to new clients:** Allows Canadian/EU businesses to supply goods and services to all levels of Canadian/EU governments
- **Market transparency and stability:** Sets requirements for product standards, investment, professional certification and other areas of activity
- **Reduced barriers to trade:** Makes it easier to move goods across borders and for business people to get to the right place at the right time



CANADA'S FREE TRADE AGREEMENTS

Canada's free trade agreements provide secure access to the world's richest markets, with 1.5 billion customers across 51 countries.

Through 15 free trade agreements covering 61% of the world's GDP, Canada opens doors to growth beyond borders. Canada is part of a global supply chain that is sustainable and stable.



KEY FREE TRADE AGREEMENTS

CANADA-UNITED STATES-MEXICO AGREEMENT (CUSMA)

Canada's total trade with U.S. and Mexico was valued at [over \\$1 trillion](#), accounting for [67%](#) of Canada's total global trade in 2024. [Top exporting industries](#) include manufacturing and natural resources.

CANADA-EUROPEAN UNION: COMPREHENSIVE ECONOMIC AND TRADE AGREEMENT (CETA)

With CETA, [98%](#) of EU tariff lines are duty-free for Canadian goods. In 2021, Canada's natural resources industry was the [top exporter](#) to CETA member countries.

COMPREHENSIVE AND PROGRESSIVE AGREEMENT FOR TRANS-PACIFIC PARTNERSHIP (CPTPP)

Once fully implemented, the CPTPP will form a trading bloc representing [580 million consumers](#) and [98%](#) of tariff lines will be duty-free among parties.

Status: In force among Canada, Australia, Chile, Japan, Mexico, New Zealand, Singapore, Peru, Vietnam, Malaysia, Brunei.



Why Canada



CANADA CONNECTS



GLOBAL MARKET ACCESS

- 15 Trade Agreements
 - 51 Countries
 - 1.5 Billion Consumers
 - 61% of the world's GDP
- Source: Global Affairs Canada, 2024*

TRANSPORTATION

- 117 Border Crossings to USA
Source: Canada Border Services Agency
- 17 Canada Port Authorities
Source: Transport Canada
- 23 International Airports (41 Airports of Entry)
Source: Canada Border Services Agency
- National Highway System
Core Routes _____
Feeder Routes _____
- National Railway - - - - -

PREFERENTIAL MARKET ACCESS

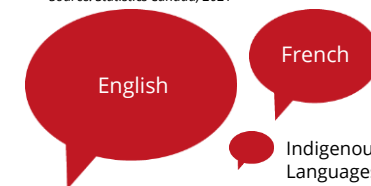
Free trade agreements

Through preferential trade access to North and South American, European and Asian markets, companies in Canada can reach customers across the globe.

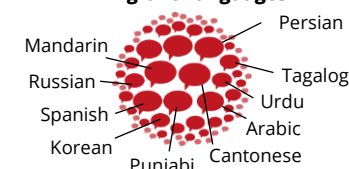


200+ SPOKEN LANGUAGES

Source: Statistics Canada, 2021



10 Most Spoken Immigrant Languages



COMMITTED, STABLE AND TRANSPARENT BUSINESS ENVIRONMENT



Political Stability

Canada ranked number two among G7 countries in political stability.

Source: The Global Economy, 2023



Sound Banking System

Canada has the top six safest banks in North America. These same six banks are ranked among the top 40 in the Global Top 50 of the World's Safest Banks.

Source: Global Finance, 2024



Low Corruption

Canada ranks second in the G7 and 15th globally on the Corruption Perceptions Index 2024.

Source: Transparency International, 2024



Commitment to Clean Energy

Canada ranks 14th globally on the Green Future Index 2023.

Source: The Green Future Index, 2023



CANADA: WHERE QUALITY OF LIFE MEETS THRIVING WORK OPPORTUNITIES



Highly Educated

Canada boasts a higher education attainment rate of 63.3% among adults, exceeding the OECD average by 22.3%, reflecting Canada's emphasis on advanced education and skilled workforce development.

Source: OECD Economic Survey Canada, 2025



High Household Income

Canada's median disposable household income stands at USD 44.4K, surpassing the OECD average by USD 14.4K, showcasing the country's strong economic performance and high standard of living.


Source: OECD Economic Survey Canada, 2025



Robust Labour Market

Canada's employment participation rate of 65.5% significantly exceeds the OECD average of 61.0%, highlighting Canada's robust labor market and economic engagement.

Source: OECD Economic Survey Canada, 2025



Commitment to Healthcare

Canada allocated 11.2% of its GDP (2023) to healthcare expenditures, surpassing the OECD average of 9.2% by 2%, signifying its strong commitment to healthcare investment and quality.

Source: OECD Economic Survey Canada, 2025



LOWEST TAX RATES ON NEW BUSINESS INVESTMENT IN G7

The **Marginal Effective Tax Rate (METR)** metric provides a broad indication of overall tax competitiveness.

It is an estimate of how a new business investment is taxed and can be used as a measure of competitiveness – balancing the impact of tax costs against incentives to investments.

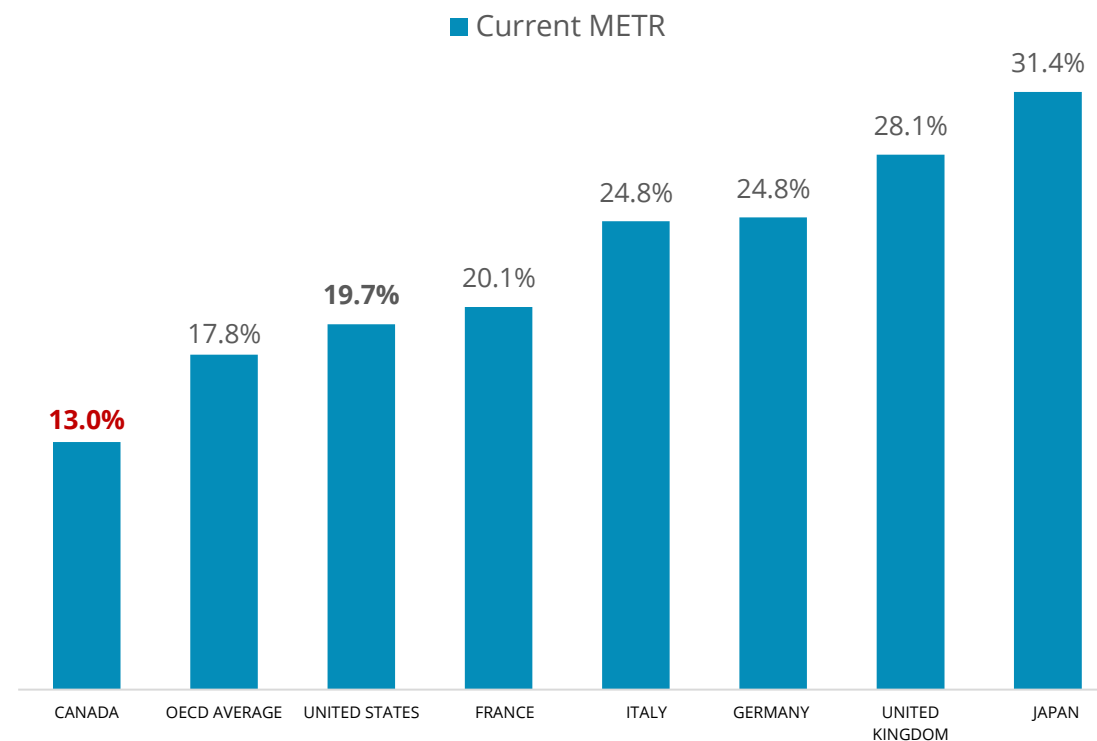
Key points

Budget 2024 commits to maintaining Canada's METR the lowest in the G7 and far more advantageous than the U.S. METR score.

This is the result of:

- Imports of inputs and machinery for manufacturing entering Canada duty free
- The cost for cost machinery and equipment for goods manufacturing being eligible for a full tax deduction in first year
- The Accelerated Investment Incentive enabling businesses to recover initial costs for capital investment quickly

Canada has the lowest METR on new business investment in the G7



Source: Department of Finance Canada, May 2025





Contact Us

Nicolas Lepage

Senior Trade Commissioner (Lithuania,
Latvia, and Estonia)


Embassy of Canada in Latvia

 Nicolas.Lepage@international.gc.ca

Egle Jurkeviciene

Trade Commissioner (Lithuania)

Embassy of Canada in Lithuania

 Egle.Jurkeviciene@international.gc.ca